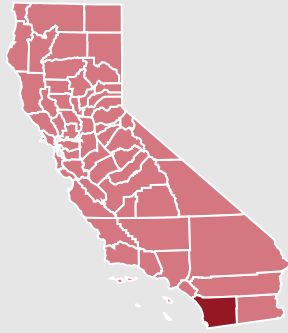


2021 MSF REPORT CARD SNAPSHOT: SAN DIEGO COUNTY

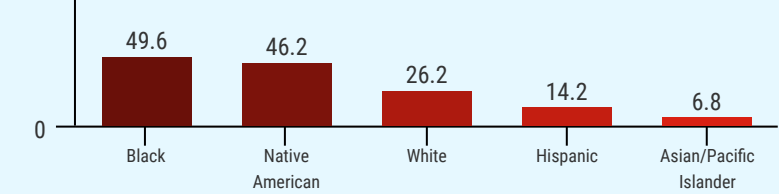


722

total **meth-related** deaths in 2020, San Diego County

Meth-Related Deaths by Race/Ethnicity

rate per 100,000 San Diego County Residents



Note: Rates not reported for fewer than 5 cases or Race/Ethnicity of 'Other' or 'Multi-Race'.




48%

of deaths were between 45 and 64 years old

92% increase


in meth-related deaths between 2016 (377 deaths) to 2020 (722 deaths)



40+

emergency department discharges for amphetamines

per day in 2019



Relationship Between Unintentional Meth, Fentanyl, and Alcohol Caused Deaths, 2020

Note: Deaths may involve multiple drugs; therefore, a single death might be included in more than one category.

31%

of persons admitted to County publicly funded treatment indicated **meth** as their primary drug of choice, 2020.

Primary meth treatment admissions, 2020



58% Male

42% Female

Cost of Meth and Meth Seizures, 2020

\$150-\$300

Price per ounce

42,087 kg.

Meth seizures at border



Availability

Price

