

2022 MSF REPORT CARD SNAPSHOT

SAN DIEGO COUNTY

Unintentional Methamphetamine-Caused Deaths



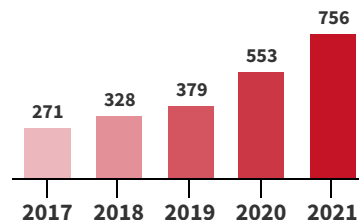
5 out of 10 (50%) methamphetamine-caused deaths involved fentanyl



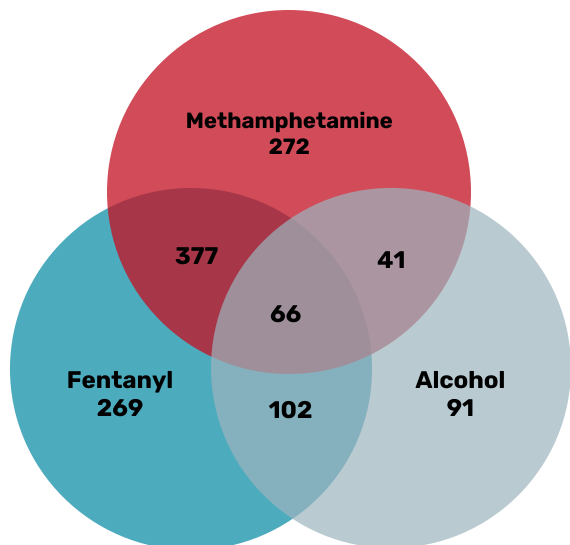
179% increase

in unintentional methamphetamine-caused deaths between 2017 (271 deaths) to 2021 (756 deaths)

Number of Unintentional Methamphetamine Caused Deaths in San Diego County 2017-2021



Relationship Between Unintentional Methamphetamine, Fentanyl, and Alcohol Caused Deaths



What does this mean? Among the 756 unintentional methamphetamine-caused deaths:

50%

involved both **methamphetamine** and **fentanyl** (n=377)

9%

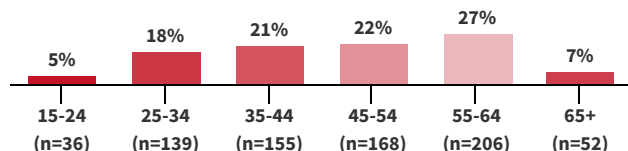
involved **methamphetamine, fentanyl, and alcohol** (n=66)

5%

involved both **methamphetamine** and **alcohol**

Unintentional Methamphetamine-Caused Deaths by Age, 2021

Percent of overdose victims by age group



To view the full 2022 MSF Report Card and access additional information, please visit the www.no2meth.org website.