

San Diego County Medical Examiner
**Methamphetamine Related Deaths
in San Diego County**

<i>Year</i>	<i>Total</i>
1995	150
1996	124
1997	156
1998	110
1999	108
2000	140
2001	150
2002	166
2003	210
2004	205
2005	245
2006	174

(Methamphetamine related deaths = all deaths investigated by the County Medical Examiner in which Methamphetamine was detected in the body at the time of the death or fatal event including all accidents, homicides and suicides in San Diego County)

San Diego County Medical Examiner
Methamphetamine Related Deaths – Manner
2006

<i>Manner</i>	<i>Total</i>	<i>% of Meth. related deaths</i>			<i>% all deaths of this manner</i>		
		2006 (2004)	2005 (2003)	2002	2006 (2004)	2005 (2003)	2002
Accident (Drug related) 24 with other drugs, 14 with acute vascular events, 40 with meth alone +/- chronic disease	78	45% (50%)	44% (45%)	44% (44%)			
Accident (Motor Vehicle)	25	14% (12%)	14% (11%)	17% (17%)	7% (7%)	10% (7%)	8% (8%)
Accident (Other) (5 drowning, 2 fire, 3 Asphyxiated, including infant who was overlain)	10	5% (6%)	6% (6%)	5% (5%)			
Natural with methamphetamine present	7	4% (3%)	5% (3%)	7% (7%)			
Homicide (Including 4 of 10 Law Enforcement shootings)	26	15% (15%)	17% (17%)	13% (13%)	17% (21%)	33% (22%)	12% (12%)
Suicide	24	14% (10%)	11% (16%)	12% (12%)	8% (6%)	8.5% (10%)	6% (6%)
Other or Undetermined	4	2% (3%)	1% (1%)	1% (1%)			
Perinatal/Fetal Death (ME jurisdiction is not generally assumed in these cases unless maternal or fetal trauma is suspected)	0		1% (1%)	1% (1%)			
TOTAL	174 (245 in 2005)				6% 7.8%	9.4% 7.9%	6.8%

San Diego County Medical Examiner
Deaths Due to Drug Intoxication
Drug Related Accidents
2006

<i>Accident – Drug Related</i>	<i>Total</i>
Overdose on Methamphetamine Only	6
Overdose on Another Drug(s) plus Methamphetamine* (Including Morphine/Heroin, Alcohol, Cocaine, Methadone, Diazepam, Hydrocodone, Oxycodone and other prescription medications)	24
Contributing Chronic Natural Disease (34 with cardiac disease, 1 pulmonary)	35
Acute Natural Disease with methamphetamine intoxication as a contributing factor (7 brain hemorrhage, 3 acute cardiovascular, 2 asthma, 1 thyroid toxicosis, 1 pancreatitis with hyperglycemia)	14
<i>TOTAL</i>	76

*Other drugs listed with most frequently detected drugs first.

San Diego County Medical Examiner
Methamphetamine Related Deaths – Age
2006

<i>Age</i>	<i># Of Deaths</i>	<i>% Of Total</i>	<i>% Of Total (2005)</i>	<i>% Of Total (2004)</i>	<i>% Of Total (2003)</i>	<i>% Of Total (2002)</i>
< 1 Year	1	.05%	2%	2%	<1%	<1%
1-19 Years	8	4%	4%	4%	4%	4%
20-29 Years	29	17%	7%	18%	22%	22%
30-39 Years	31	18%	21%	25%	24%	28%
40-49 Years	61	35%	32%	30%	30%	32%
50-59 Years	35	20%	15%	20%	16%	13%
60 + Years (oldest 62)	6	3%	5%	1%	2%	1%
Unknown	3	2%	-	-	-	-
<i>TOTAL</i>	<i>174</i>	-	-	-	-	-

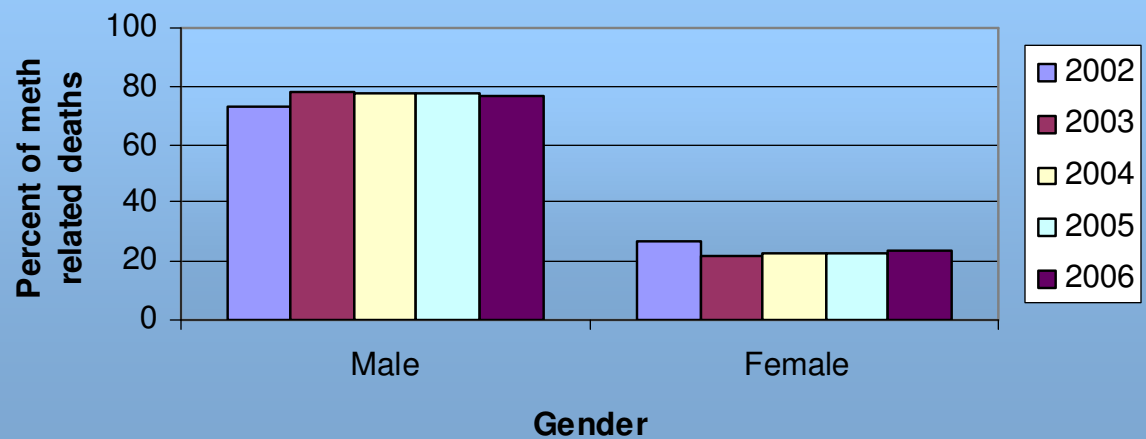
San Diego County Medical Examiner
Methamphetamine Related Deaths – *Manner vs. Age*
2006

<i>Manner</i>	<i><1 Year</i>	<i>1-19 Years</i>	<i>20-29 Years</i>	<i>30-39 Years</i>	<i>40-49 Years</i>	<i>50-59 Years</i>	<i>60 + Years</i>	Unknown	TOTAL
Accidental (Drug Related)	-	-	3	12	33	26	4	-	78
Accidental (Motor Vehicle)	-	3	9	3	8	2	-	-	25
Accidental (Other)	1	-	1	3	3	-	2	-	10
Natural with methamphetamine present	-	-	-	1	4	2	-	-	7
Homicide	-	3	10	4	5	4	-	-	26
Suicide	-	2	5	8	8	1	-	-	24
Other/Undetermined	-	-	1	-	-	-	-	3	4
Fetal/Perinatal Death	-	-	-	-	-	-	-	-	0
<i>TOTAL</i>	<i>1</i>	<i>8</i>	<i>29</i>	<i>31</i>	<i>61</i>	<i>35</i>	<i>6</i>	<i>3</i>	<i>174</i>

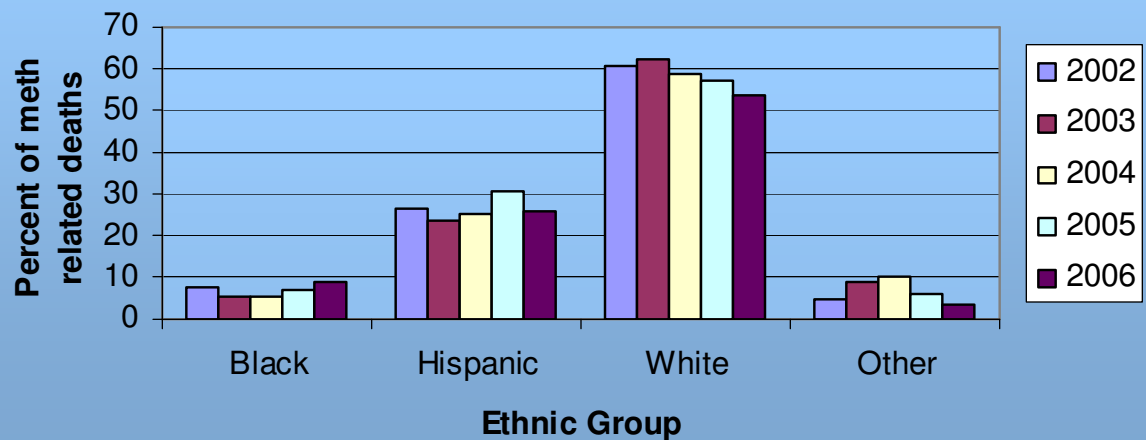
San Diego County Medical Examiner
Methamphetamine Related Deaths – *Ethnicity and Gender*
2006

<i>Ethnicity</i>	<i># Of Deaths</i>	<i>Male</i>	<i>Female</i>	<i>% of Total Meth. Deaths</i>
American Indian	7	4	3	4%
Black	15	10	5	8%
Filipino	4	3	1	2%
Hawaiian	2	2	0	1%
Hispanic	45	36	9	26%
Samoan	1	1	0	.05%
Vietnamese	2	2	0	1%
White	94	72	22	54%
Other	4	3	1	2%
<i>TOTAL</i>	<i>174</i>	<i>133</i>	<i>41</i>	<i>-</i>

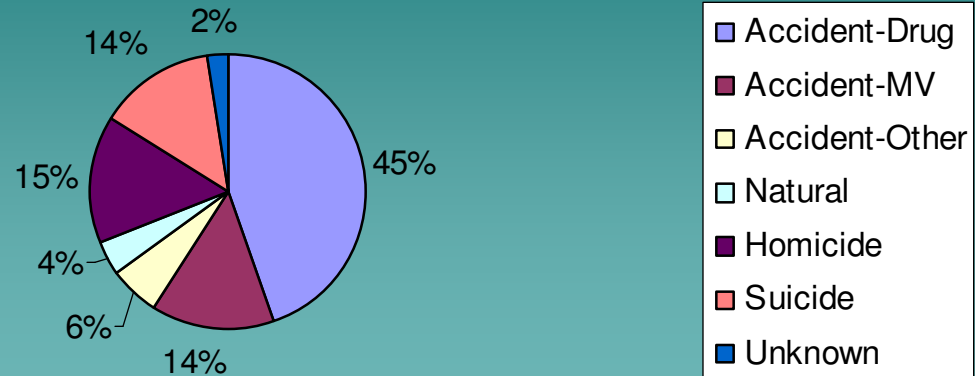
Gender and Methamphetamine Related Deaths 2002-2006



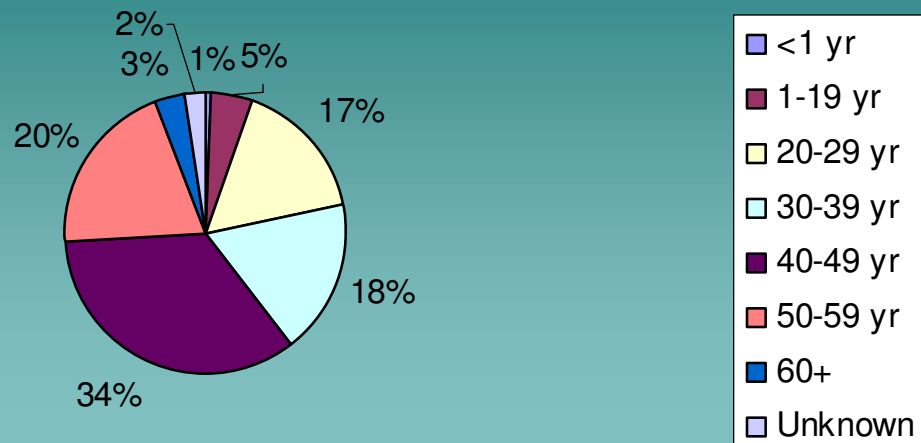
Ethnicity and Methamphetamine Related Deaths 2002-2006



Manner of Methamphetamine Related Deaths 2006



Age in Methamphetamine Related Deaths 2006



Occupation

Trade	Customer service	Other	Unemployed	Unknown
Aircraft Mechanic 1 Asphalt Worker 1 Assembly Tech 1 Auto Mechanic 2 Butcher 1 Carpet Cleaner 1 Construction 16 Contractor 1 Demolitions Worker 1 Developer 1 Dishwasher 1 Driver 1 Electrician 1 Field Service Tech 1 Fire Wood Distributor 1 Fisherman 1 Furniture Repairman 1 Handyman 1 Heavy Equipment Op 2 Iron Worker 1 Laborer 3 Landscaper 5 Machinist 3 Maintenance 2 Manufacturer 1 Mason 1 Mechanic 1 Owner/Operator 1 Painter 3 Plumber 4 Potter 1 Sand Blaster 2 Stockman 1 Tree Climber 1 Truck Driver 1 Warehouse Worker 1 Welder 1	Accountant 1 Bartender 1 Chief 1 Clerical/Clerk 3 Computer Tech 1 Cook 2 Custodian 1 Dentist 1 IT Tech 1 Legal Assistant 1 Loan Consolidator 1 Hairdresser 1 Minister 1 Respiratory Therapist 1 Retail Manager 1 Sales 2 Security Guard 1 Technician 1	Disabled 4 Homemaker 6 Student 5 Prison Inmate 1	None 8 Transient 1 Unemployed 6	Undetermined 3 Unknown 14